

**B 192 OU Waren (Müritz)**  
**Nördliche Varianten**

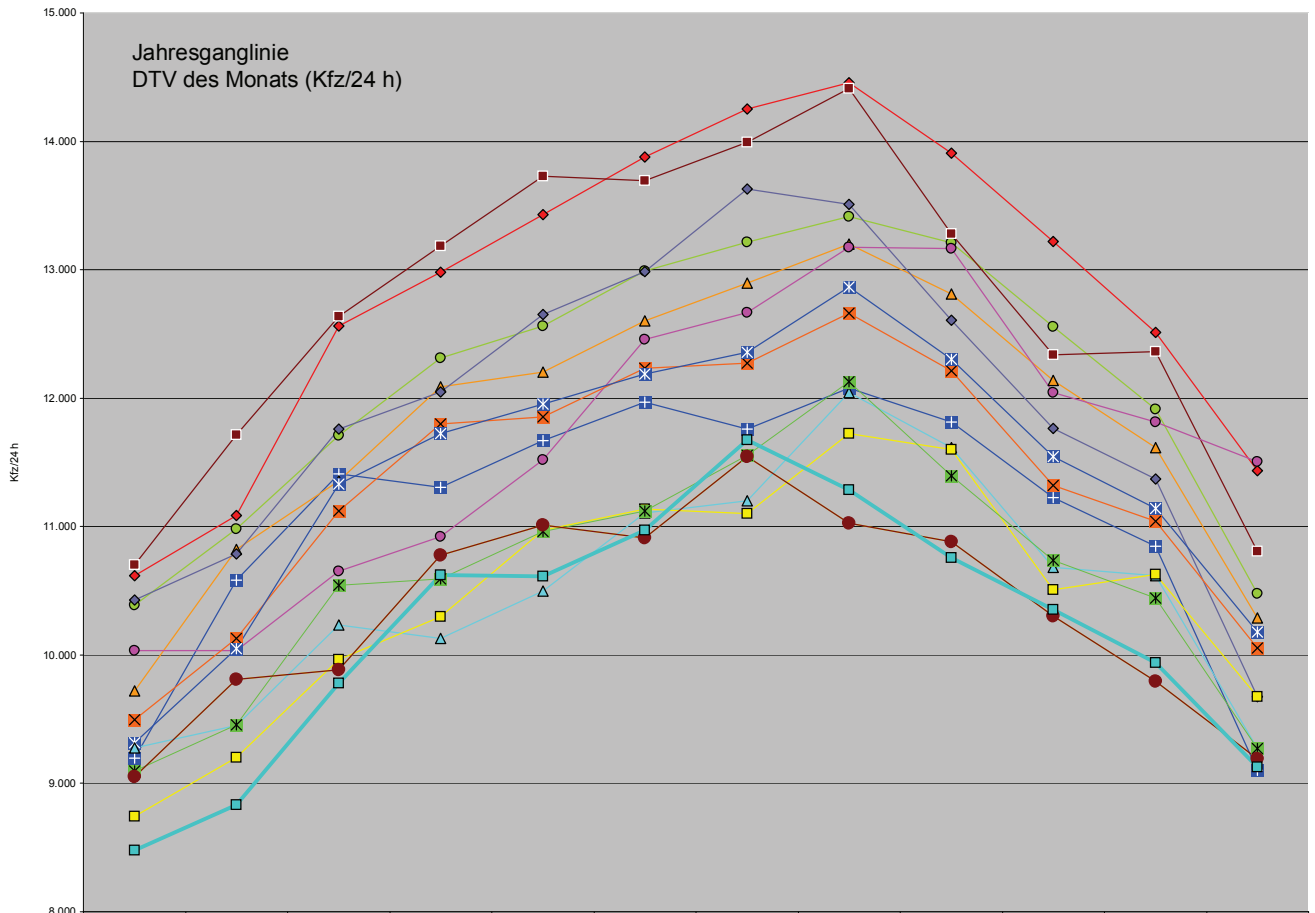
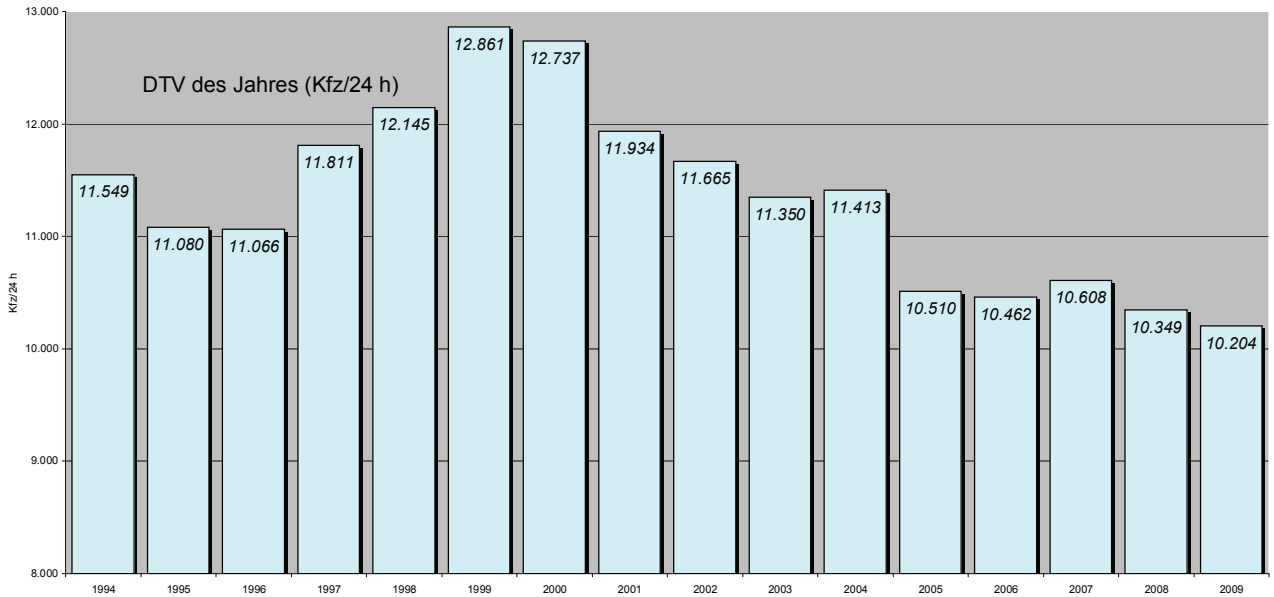
**Verkehrsplanerische Untersuchung**  
**Prognose 2025**

**Anlage 2**

**Grundlage Hochrechnungsparameter**

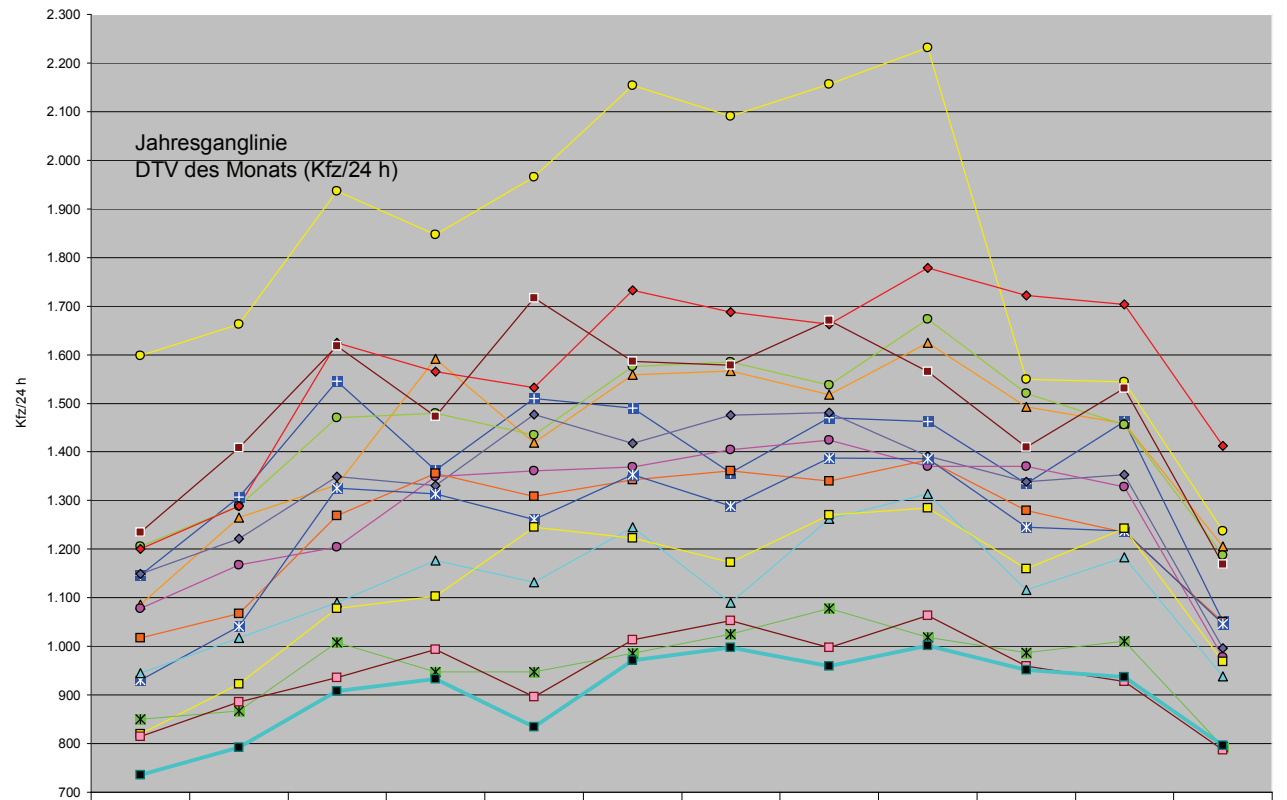
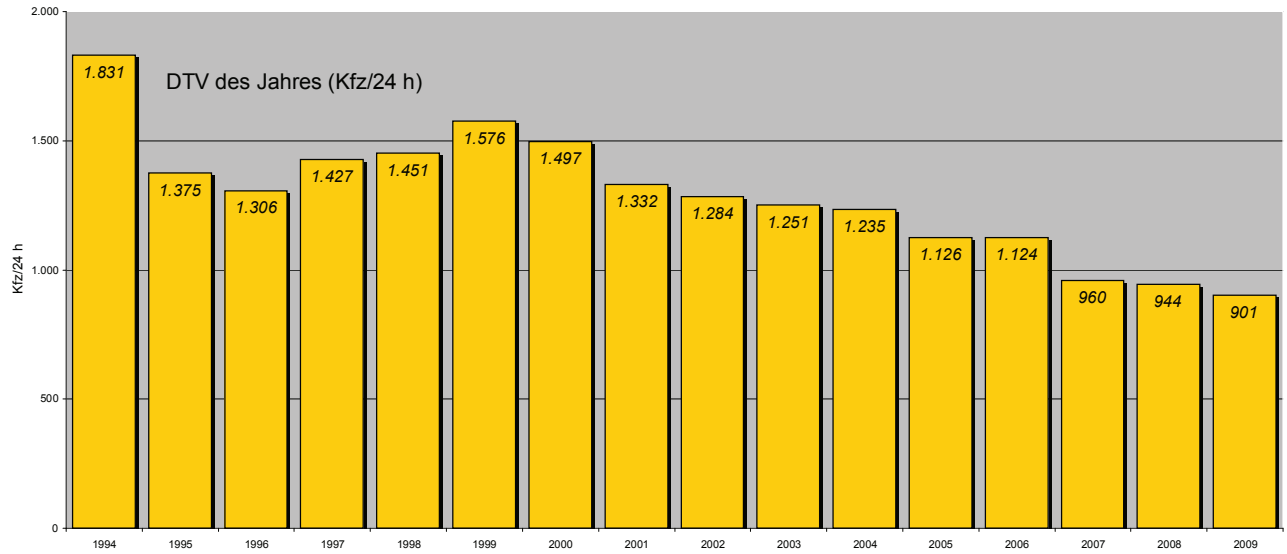
Dauerzählstelle B 192 / Waren - Gesamtverkehr	Blatt 01
Dauerzählstelle B 192 / Waren - Schwerverkehr	Blatt 02
Trendprognose - Gesamtverkehr	Blatt 03

## Dauerzählstelle B 192 / Waren Gesamtverkehr



	Januar	Februar	März	April	Mai	Juni	Juli	August	September	Oktober	November	Dezember
1994	9.052	9.809	9.884	10.776	11.010	10.912	11.543	11.026	10.884	10.304	9.794	9.193
1995	9.199	10.583	11.408	11.306	11.669	11.970	11.757	12.078	11.813	11.226	10.849	9.104
1997	9.719	10.823	11.354	12.087	12.201	12.602	12.894	13.200	12.809	12.137	11.615	10.286
1998	10.386	10.980	11.707	12.315	12.562	12.990	13.215	13.415	13.210	12.559	11.915	10.480
1999	10.616	11.084	12.561	12.983	13.429	13.878	14.251	14.459	13.907	13.221	12.510	11.436
2000	10.704	11.712	12.639	13.186	13.729	13.692	13.993	14.411	13.279	12.336	12.362	10.806
2001	10.427	10.787	11.758	12.046	12.651	12.987	13.629	13.508	12.608	11.763	11.371	9.674
2002	10.034	10.034	10.651	10.922	11.519	12.456	12.666	13.177	13.166	12.042	11.813	11.504
2003	9.498	10.127	11.120	11.799	11.855	12.234	12.273	12.662	12.213	11.321	11.043	10.054
2004	9.315	10.049	11.328	11.725	11.953	12.188	12.360	12.868	12.302	11.544	11.139	10.181
2005	9.278	9.450	10.232	10.131	10.499	11.106	11.201	12.041	11.616	10.680	10.619	9.271
2006	8.741	9.201	9.963	10.296	10.971	11.134	11.100	11.725	11.598	10.507	10.627	9.676
2007	9.097	9.456	10.543	10.594	10.962	11.122	11.553	12.127	11.393	10.739	10.443	9.270
2008	9.052	9.809	9.884	10.776	11.010	10.912	11.543	11.026	10.884	10.304	9.794	9.193
2009	8481	8835	9781	10621	10615	10972	11675	11285	10759	10354	9941	9129

## Dauerzählstelle B 192 / Waren Schwerverkehr



	1	2	3	4	5	6	7	8	9	10	11	12
○ 1994	1.598	1.662	1.937	1.847	1.965	2.154	2.090	2.156	2.232	1.549	1.544	1.237
■ 1995	1.147	1.307	1.546	1.363	1.510	1.490	1.357	1.470	1.462	1.335	1.463	1.051
▲ 1997	1.086	1.265	1.332	1.592	1.419	1.559	1.566	1.518	1.625	1.493	1.458	1.206
● 1998	1.206	1.288	1.470	1.479	1.435	1.576	1.585	1.538	1.673	1.520	1.456	1.187
◆ 1999	1.200	1.288	1.624	1.565	1.532	1.732	1.688	1.663	1.778	1.722	1.703	1.413
■ 2000	1.234	1.409	1.618	1.473	1.716	1.586	1.579	1.671	1.565	1.410	1.531	1.169
◆ 2001	1.149	1.222	1.349	1.331	1.477	1.418	1.475	1.481	1.392	1.339	1.353	996
● 2002	1.078	1.168	1.204	1.349	1.361	1.369	1.404	1.424	1.370	1.370	1.328	978
■ 2003	1.018	1.067	1.269	1.356	1.309	1.343	1.361	1.340	1.383	1.280	1.234	1.050
■ 2004	931	1.041	1.326	1.314	1.261	1.353	1.288	1.387	1.386	1.245	1.237	1.046
▲ 2005	945	1.017	1.090	1.177	1.132	1.245	1.090	1.262	1.314	1.116	1.183	939
■ 2006	820	922	1.078	1.103	1.245	1.223	1.173	1.270	1.285	1.160	1.242	969
■ 2007	850	867	1.008	947	948	986	1.025	1.078	1.019	987	1.011	793
■ 2008	815	886	936	994	896	1.013	1.053	998	1.063	959	928	787
■ 2009	736	792	908	933	834	971	997	959	1002	951	937	796